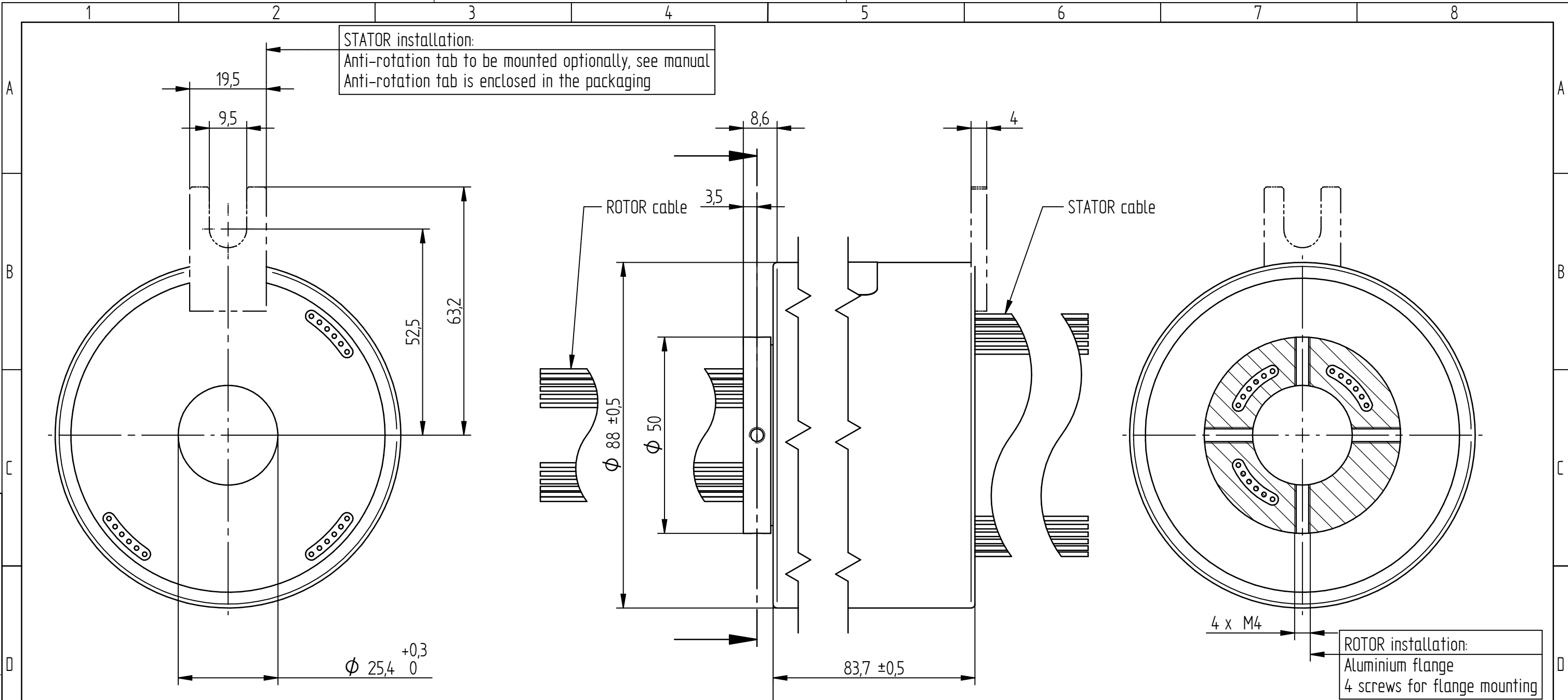


All drawings are the property of Schleifring GmbH/ Germany and are to be treated as confidential. The reproduction, distribution and utilization as well as the communication of its contents to others without express authorization is prohibited. Offenders will be held liable for the payment of damages. All rights reserved in the event of the grant of a patent, utility model or design.



Die Montageanleitung 7BC000000 wird elektronisch bereitgestellt.
 The assembly instruction 7BC000000 is provided in electronic format.

ELECTRONIC & ELECTRIC		MECHANICAL	
Rating Voltage	250 V AC / DC	Working Speed	300 rpm max.
		Inner Diameter	Ø 25,4
		Contact Material	Precious Metals
Current	5 A / Signal	Lead Wire Length	STATOR: 250 mm ROTOR: 250 mm
Track	18	/	/
Insulation Resistance	500 MΩ @ 500 V DC	/	/
ENVIRONMENT		REMARKS	
Working Temperature	-20 °C to +60 °C	Application	see Manual
Working Humidity	≤ 60 % RH	Other	/
Protection Class	IP50	Note:	/

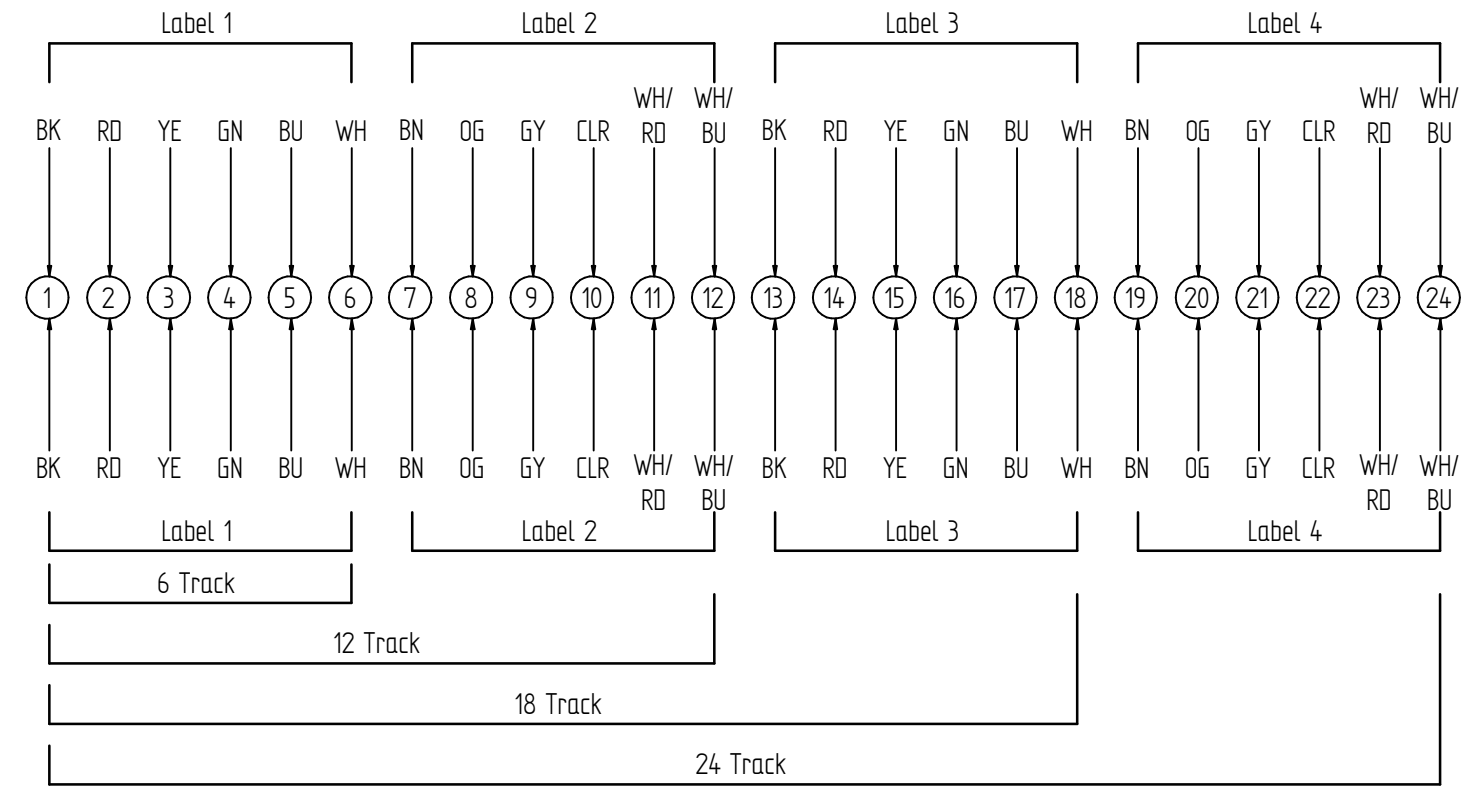
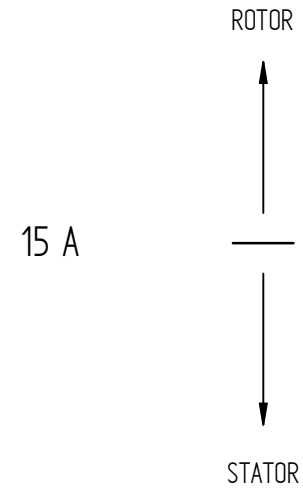
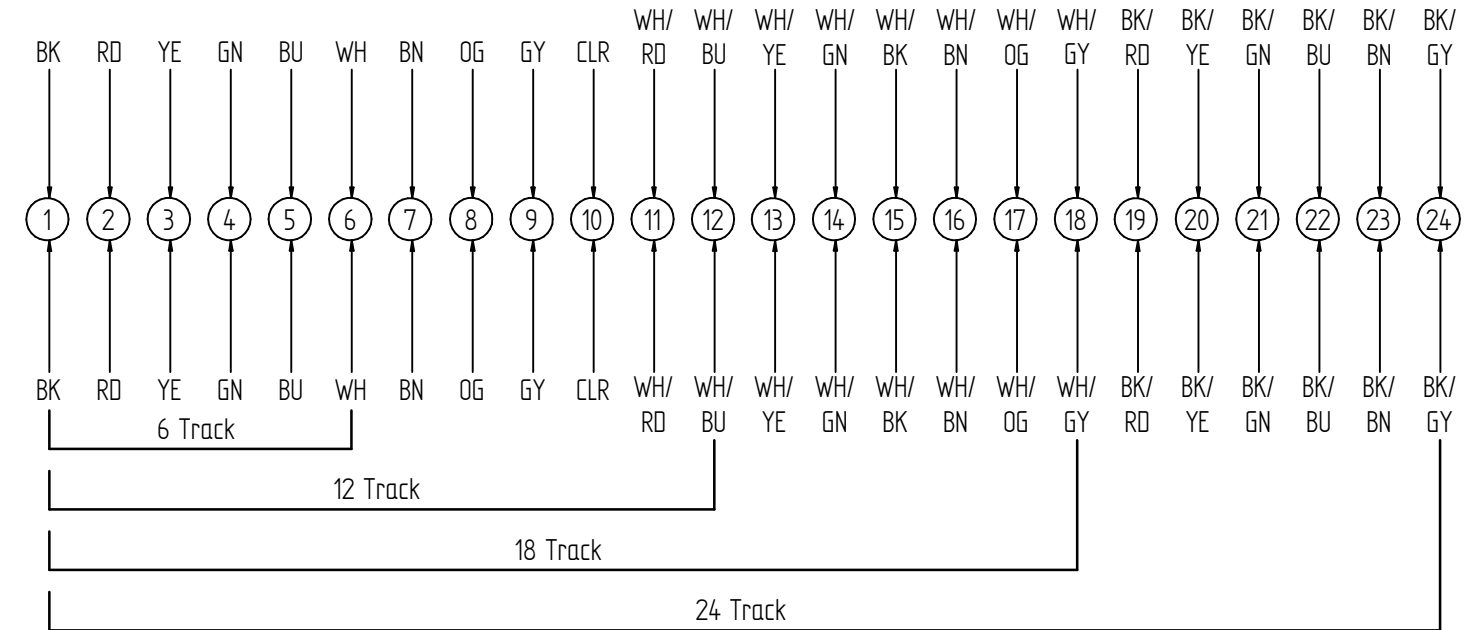
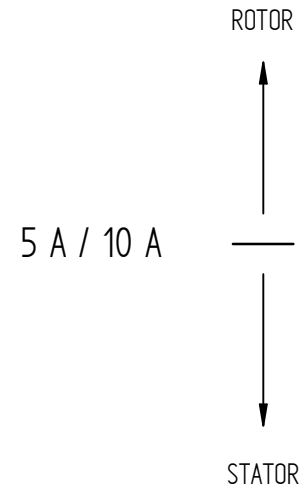
10	1	70C000007	Maverick Schleifring 18-Weg 5A		
Pos.	Anz.	Mat.Nr.	Kurztext	Größe/Abmessung	Werkstoff
1	2	3	4	5	6
DIN ISO 5456-2		TOLERANCES		DIN ISO 13715	
ISO 2768 - mH		$\begin{matrix} +0,3 \\ \\ +0,1 \end{matrix}$ $\begin{matrix} -0,1 \\ \\ -0,3 \end{matrix}$		FINISH	
				SCALE 1:1	
				WEIGHT 0,001 kg	
				REFERENCE 2	
STANDARDS		DWG NO		REVISION	
ISO 8015 ISO 14405		7KC000007		A1	
				FIRST RELEASE 15.12.2021	
				DESIGNER CREITER 16.11.2022	
				APPROVED AGREPPMAYR 21.11.2022	
				CHANGE NO 200120151	
				DOCUMENT TYPE Kundenzeichnung	
				SHEET 1/2	



Beschreibung Maverick Schleifring 18-Weg 5A
 DESCRIPTION Maverick Slip Ring 18-Track 5A
 SIZE/DIM.

All drawings are the property of Schleifring GmbH/ Germany and are to be treated as confidential. The reproduction, distribution and utilization as well as the communication of its contents to others without express authorization is prohibited. Offenders will be held liable for the payment of damages. All rights reserved in the event of the grant of a patent, utility model or design.

Cable Table	
Current	Cable
5 A / Signal	AWG17
10 A	
15 A	AWG14



DIN ISO 5456-2 	TOLERANCES ISO 2768 - mH	DIN ISO 13715 +0,3 -0,1 +0,1 -0,3	FINISH	SCALE 1:1	REFERENCE 2
STANDARDS ISO 8015 ISO 14405		DWG NO 7KLC000007	MATERIAL	WEIGHT 0,001 kg	REFERENCE 1
			REVISION A1	FIRST RELEASE	15.12.2021
			APPROVED AGREPPMAYR	DESIGNER CREITER	16.11.2022
Beschreibung Maverick Schleifring 18-Weg 5A			CHANGE NO 200120151		SHEET 2/2
DESCRIPTION Maverick Slip Ring 18-Track 5A			DOCUMENT TYPE Kundenzeichnung		